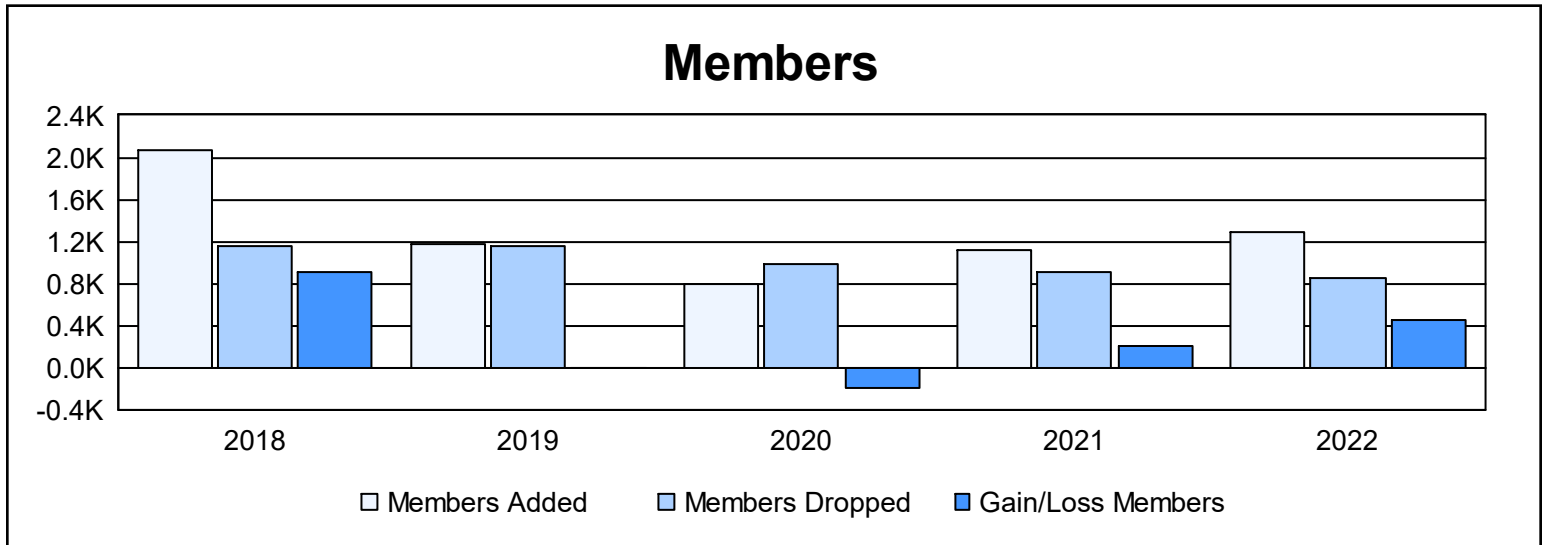
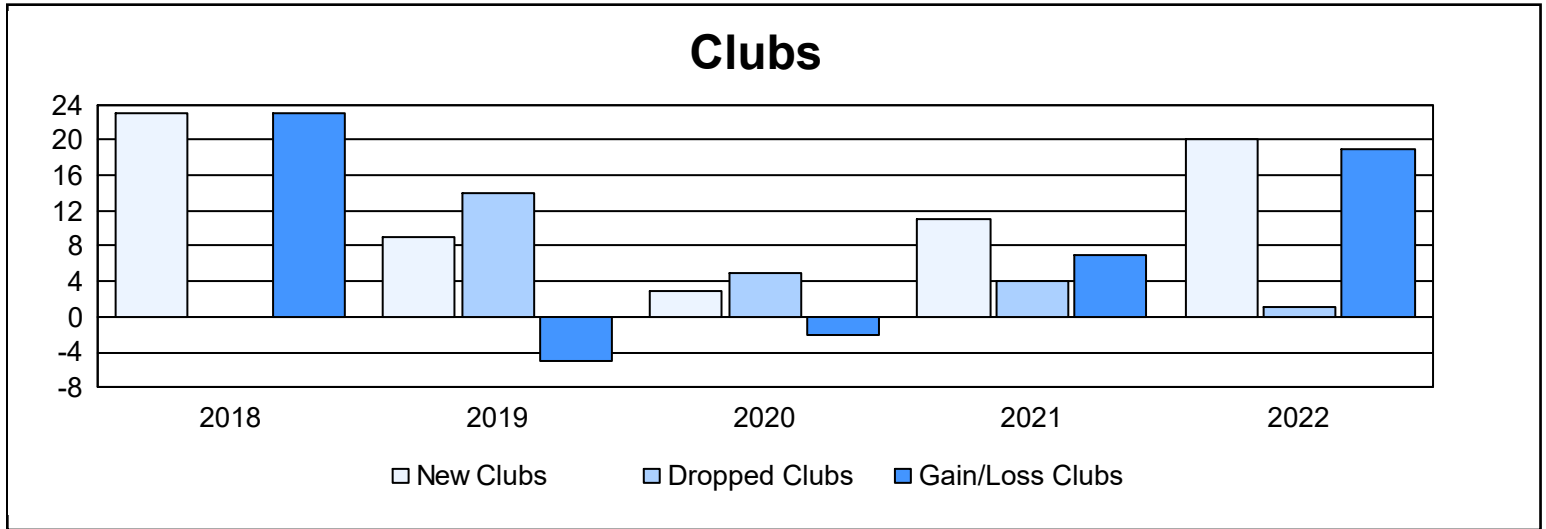
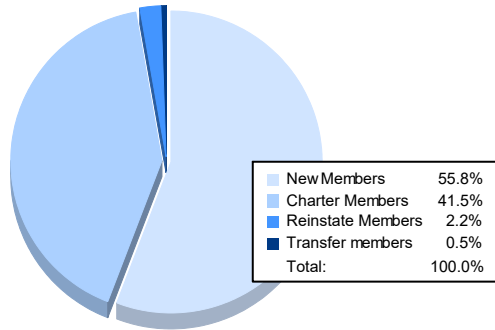


| Year | New Clubs | Dropped Clubs | Gain/ Loss Clubs | New Members | Charter Members | Reinstate Members | Transfer Members | Total Member Added | Total Members Dropped | Gain/ Loss Members |
|----------------|-----------|---------------|------------------|-------------|-----------------|-------------------|------------------|--------------------|-----------------------|--------------------|
| 2017-2018 | 23 | 0 | 23 | 1,154 | 660 | 243 | 10 | 2,067 | 1,157 | 910 |
| 2018-2019 | 9 | 14 | -5 | 820 | 264 | 75 | 6 | 1,165 | 1,160 | 5 |
| 2019-2020 | 3 | 5 | -2 | 585 | 126 | 82 | 6 | 799 | 991 | -192 |
| 2020-2021 | 11 | 4 | 7 | 707 | 375 | 30 | 5 | 1,117 | 910 | 207 |
| 2021-2022 | 20 | 1 | 19 | 723 | 537 | 29 | 6 | 1,295 | 852 | 443 |
| Average | 13 | 5 | 8 | 798 | 392 | 92 | 7 | 1,289 | 1,014 | 275 |



Membership Composition June 2022 Cumulative



Gender Composition June 2022 Cumulative

